查询"SLA5086"供应商

Absolute maximum ratings

(Ta=25°C)

Symbol	Ratings	Unit
V_{DSS}	–60	V
V_{GSS}	±20	V
I_D	–5	A
$I_{D(pulse)}$	–10 (PW≤1ms, duty≤25%)	A
P_T	5 (Ta=25°C, with all circuits operating, without heatsink)	W
	30 (Tc=25°C,with all circuits operating, with infinite heatsink)	
θ_{j-a}	25 (Junction-Air, Ta=25°C, with all circuits operating)	°C/W
θ_{j-c}	4.17 (Junction-Case, Tc=25°C, with all circuits operating)	°C/W
V_{ISO}	1000 (Between fin and lead pin, AC)	Vrms
Tch	150	°C
Tstg	–40 to +150	°C

Electrical characteristics

(Ta=25°C)

Symbol	Specification min	Specification typ	Specification max	Unit	Conditions
$V_{(BR)DSS}$	–60			V	I_D=–100μA, V_{GS}=0V
I_{GSS}			±100	nA	V_{GS}=±20V
I_{DSS}			–100	μA	V_{DS}=–60V, V_{GS}=0V
V_{TH}	–1.0		–2.0	V	V_{DS}=–10V, I_D=–250μA
$Re_{(yfs)}$	4	6		S	V_{DS}=–10V, I_D=–3A
$R_{DS(ON)}$		0.14	0.22	Ω	V_{GS}=–10V, I_D=–3A
Ciss		790		pF	V_{DS}=–10V,
Coss		310		pF	f=1.0MHz,
Crss		90		pF	V_{GS}=0V
$t_{d(on)}$		40		ns	I_D=–3A, V_{DD}≒–20V,
t_r		110		ns	R_L=6.67Ω,
$t_{d(off)}$		160		ns	V_{GS}=–5V,
t_f		80		ns	see Fig. 4 on page 16.
V_{SD}		–1.0	–1.5	V	I_{SD}=–5A, V_{GS}=0V
t_{rr}		85		ns	I_{SD}=3A, V_{GS}=0V, di/dt=100A/μs

■Equivalent circuit diagram

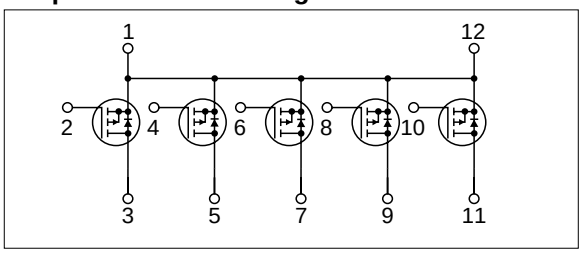

Characteristic curves

I_D-V_{DS} Characteristics (Typical)

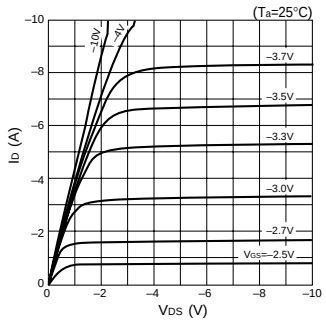

I_D-V_{GS} Characteristics (Typical)

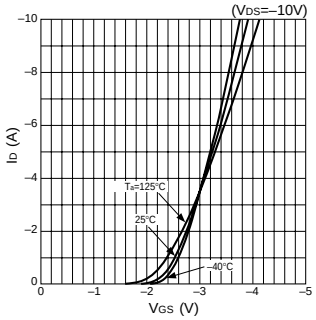

$R_{DS(ON)}$-I_D Characteristics (Typical)

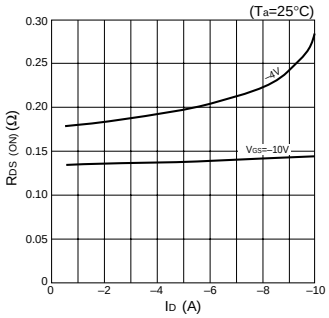

$Re_{(yfs)}$-I_D Characteristics (Typical)

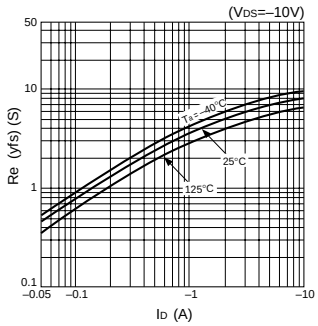

$R_{DS(ON)}$-T_C Characteristics (Typical)

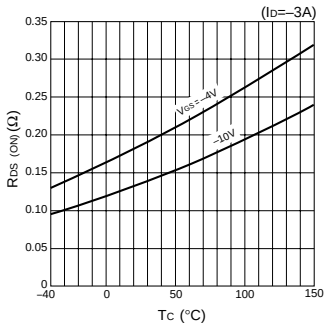

Capacitance-V_{DS} Characteristics (Typical)

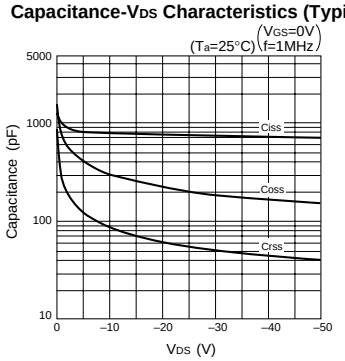

I_{DR}-V_{SD} Characteristics (Typical)

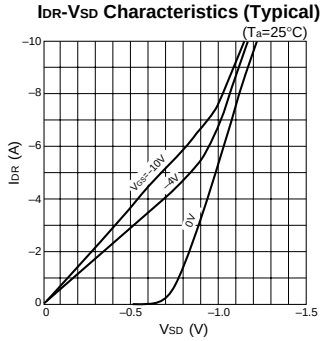

Safe Operating Area (SOA)

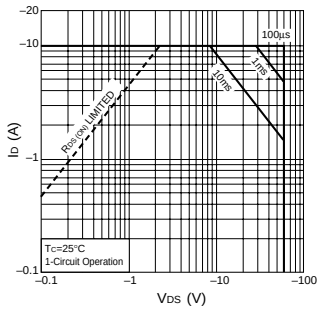
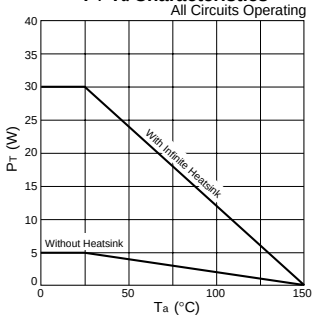
P_T-T_a Characteristics