



**EPCOS**

[查询"B43890A4106M000"供应商](#)

## **Aluminum electrolytic capacitors**

Single-ended capacitors

**Series/Type:** B43890

Date: December 2006

## Long-life grade capacitors

### Applications

- Professional electronic ballasts
- Power supplies
- Energy-saving lamps

### Features

- Compact dimensions
- High ripple current capability at high frequency
- Extra long useful life (10000 to 12500 h/105 °C)

### Construction

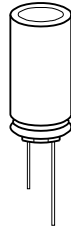
- Radial leads
- Charge-discharge proof, polar
- Aluminum case with insulating sleeve
- Minus pole marking on the insulating sleeve
- Stand-off rubber seal
- Case with safety vent

### Delivery mode

Terminal configurations and packing:

- Bulk
- Taped, Ammo pack
- Cut
- Kinked
- PAPR (protection against polarity reversal):  
crimped leads, J leads, bent leads

Refer to chapter "Single-ended capacitors – Taping, packing and lead configurations" for further details and ordering example.




**Specifications and characteristics in brief**

Rated voltage $V_R$	350 ... 450 V DC			
Surge voltage $V_S$	$1.1 \cdot V_R$			
Rated capacitance $C_R$	4.7 ... 68 $\mu$ F			
Capacitance tolerance	$\pm 20\% \triangleq M$			
Dissipation factor $\tan \delta$ (20 °C, 120 Hz)	0.24			
Leakage current $I_{leak}$ (20 °C, 5 min)	$I_{leak} = 0.03 \mu A \cdot \left( \frac{C_R}{\mu F} \cdot \frac{V_R}{V} \right) + 15 \mu A$			
Self-inductance ESL	Diameter (mm)	$\leq 12.5$	16	18
	ESL (nH)	20	26	34
Useful life	10000 h for $d = 10$ mm			
105 °C, $V_R$ , $I_{AC,R}$	12500 h for $d \geq 12.5$ mm			
105 °C, $V_R$ , $I_{AC,R}$				
Requirements	$\Delta C/C$	$\leq \pm 50\%$ of initial value		
	$\tan \delta$	$\leq 3$ times initial specified limit		
	$I_{leak}$	$\leq$ initial specified limit		
Voltage endurance test	10000 h for $d = 10$ mm			
105 °C, $V_R$	12500 h for $d \geq 12.5$ mm			
Post test requirements	$\Delta C/C$	$\leq \pm 25\%$ of initial value		
	$\tan \delta$	$\leq 2$ times initial specified limit		
	$I_{leak}$	$\leq$ initial specified limit		
Vibration resistance test	To IEC 60068-2-6, test Fc: Displacement amplitude 0.75 mm, frequency range 10 ... 2000 Hz, acceleration max. 20 g, duration $3 \times 2$ h. Capacitor rigidly clamped by the aluminum case.			
IEC climatic category	To IEC 60068-1: 25/105/56 (–25 °C/+105 °C/56 days damp heat test)			
Sectional specification	IEC 60384-4			



B43890

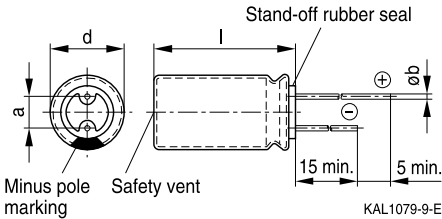
查询"B43890A4106M000"供应商

Extra long useful life 105 °C

## Dimensional drawing

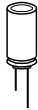
### With stand-off rubber seal

Diameters (mm): 10, 12.5, 16, 18



## Dimensions and weights

Dimensions (mm)				Approx. weight
d +0.5	l	a ±0.5	b	g
10	16 +1.0	5.0	0.60 ±0.05	1.9
10	20 +2.0	5.0	0.60 ±0.05	2.6
12.5	20 +2.0	5.0	0.60 ±0.05	3.6
12.5	25 +2.0	5.0	0.60 ±0.05	4.5
12.5	30 +2.0	5.0	0.80 ±0.05	5.3
12.5	35 +2.0	5.0	0.80 ±0.05	6.4
12.5	40 +2.0	5.0	0.80 ±0.05	7.4
16	20 +2.0	7.5	0.80 ±0.05	5.5
16	25 +2.0	7.5	0.80 ±0.05	7.5
16	31.5 +2.0	7.5	0.80 ±0.05	7.8
18	20 +2.0	7.5	0.80 ±0.1	8.0
18	25 +2.0	8.5	0.80 ±0.1	9.0
18	31.5 +2.0	7.5	0.80 ±0.1	11.0
18	35 +2.0	7.5	0.80 ±0.1	13.0
18	40 +2.0	7.5	0.80 ±0.1	16.0


**Overview of available types**

$V_R$ (V DC)	350	400	450
	Case dimensions $d \times l$ (mm)		
$C_R$ ( $\mu\text{F}$ )			
4.7			10 × 16
6.8	10 × 16	10 × 16	10 × 20
10	10 × 20	10 × 20	12.5 × 20 12.5 × 30
15	12.5 × 20	12.5 × 20	12.5 × 25 12.5 × 35
22	12.5 × 25	12.5 × 25	12.5 × 40 16 × 20 18 × 20
33	16 × 20	16 × 25	16 × 31.5 18 × 25
47	16 × 31.5	16 × 31.5	18 × 31.5
68	18 × 31.5	18 × 35	18 × 40

Other voltage and capacitance ratings are available upon request.



B43890

查询"B43890A4106M000"供应商  
Extra long useful life – 105 °C

### Technical data and ordering codes

$C_R$ 120 Hz 20 °C $\mu F$	Case dimensions $d \times l$ mm	$ESR_{max}$ 120 Hz –25 °C $\Omega$	$ESR_{max}$ 120 Hz 20 °C $\Omega$	$Z_{max}$ 100 kHz 20 °C $\Omega$	$I_{AC,R}$ 100 kHz 105 °C mA	$I_{AC,max}$ 100 kHz 85 °C mA	Ordering code (composition see below)
<b><math>V_R = 350 V DC</math></b>							
6.8	10 × 16	1365	39.0	7.02	240	409	B43890A4685M***
10	10 × 20	928	26.5	4.77	318	541	B43890A4106M***
15	12.5 × 20	619	17.7	3.18	446	759	B43890A4156M***
22	12.5 × 25	422	12.1	2.17	590	1003	B43890A4226M***
33	16 × 20	281	8.0	1.45	753	1280	B43890A4336M***
47	16 × 31.5	198	5.6	1.02	1061	1803	B43890A4476M***
68	18 × 31.5	137	3.9	0.70	1379	2345	B43890A4686M***
<b><math>V_R = 400 V DC</math></b>							
6.8	10 × 16	1365	39.0	7.02	240	409	B43890A9685M***
10	10 × 20	928	26.5	4.77	318	541	B43890A9106M***
15	12.5 × 20	619	17.7	3.18	446	759	B43890A9156M***
22	12.5 × 25	422	12.1	2.17	590	1003	B43890A9226M***
33	16 × 25	281	8.0	1.45	818	1390	B43890A9336M***
47	16 × 31.5	198	5.6	1.02	1061	1803	B43890A9476M***
68	18 × 35	137	3.9	0.70	1438	2444	B43890A9686M***
<b><math>V_R = 450 V DC</math></b>							
4.7	10 × 16	1975	56.4	10.16	200	340	B43890A5475M***
6.8	10 × 20	1365	39.0	7.02	262	446	B43890A5685M***
10	12.5 × 20	928	26.5	4.77	365	620	B43890A5106M***
10	12.5 × 30	280	8.0	4.40	526	894	B43890C5106M***
15	12.5 × 25	619	17.7	3.18	487	828	B43890A5156M***
15	12.5 × 35	245	7.0	3.00	558	949	B43890C5156M***
22	12.5 × 40	137	3.9	2.30	588	1000	B43890C5226M***
22	16 × 20	422	12.1	2.17	615	1045	B43890A5226M***
22	18 × 20	422	12.1	2.17	664	1128	B43890B5226M***
33	16 × 31.5	281	8.0	1.45	889	1511	B43890A5336M***
33	18 × 25	281	8.0	1.45	880	1497	B43890B5336M***
47	18 × 31.5	198	5.6	1.02	1147	1949	B43890A5476M***
68	18 × 40	137	3.9	0.70	1517	2579	B43890A5686M***

### Composition of ordering code

\*\*\* = Version

000 = for standard leads, bulk

001 = for kinked leads, bulk (for  $\varnothing \geq 10$  mm)

002 = for cut leads, bulk (for  $\varnothing \geq 10$  mm)

003 = for crimped leads, blister (for  $\varnothing \geq 16$  mm)

004 = for J leads, blister (from  $d \times l = 10 \times 16$  mm to  $18 \times 31.5$  mm)

008 = for taped leads, Ammo pack, lead spacing  $F = 5.0$  mm (from  $d \times l = 10 \times 16$  mm to  $12.5 \times 25$  mm)

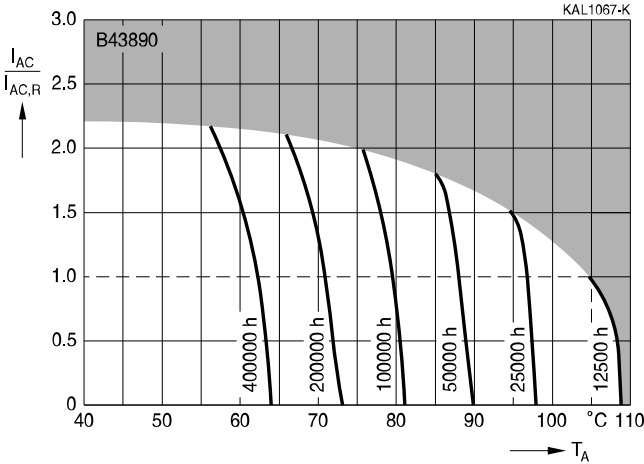
009 = for taped leads, Ammo pack, lead spacing  $F = 7.5$  mm (from  $d \times l = 16 \times 20$  mm to  $18 \times 31.5$  mm)

012 = for bent 90° leads, blister (for  $\varnothing 16$  and 18 mm)

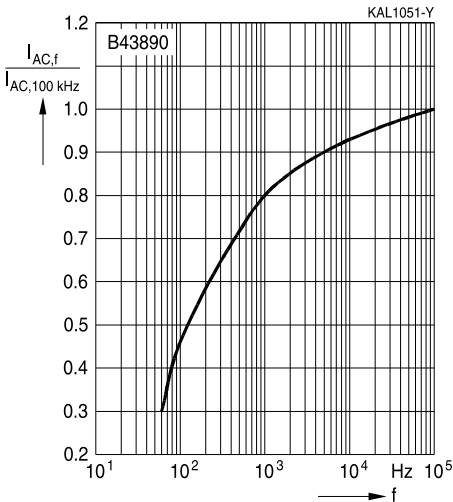


**Useful life**

depending on ambient temperature  $T_A$  under ripple current operating conditions<sup>1)</sup>



**Frequency factor of permissible ripple current  $I_{AC}$  versus frequency**



1) Refer to chapter "General technical information, 5.3 Calculation of useful life" for an explanation on how to interpret the useful life graphs.



B43890

查询"B43890A4106M000"供应商  
Extra long useful life 105 °C

## Taping, packing and lead configurations

### Taping

Single-ended capacitors are available taped in Ammo pack from diameter 5 to 18 mm as follows:

Lead spacing  $F = 2.5 \text{ mm}$  ( $\varnothing d = 5 \dots 6.3 \text{ mm}$ )

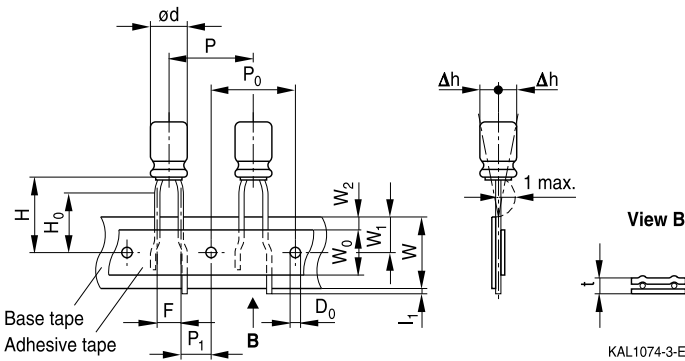
Lead spacing  $F = 3.5 \text{ mm}$  ( $\varnothing d = 8 \text{ mm}$ )

Lead spacing  $F = 5.0 \text{ mm}$  ( $\varnothing d = 5 \dots 12.5 \text{ mm}$ )

Lead spacing  $F = 7.5 \text{ mm}$  ( $\varnothing d = 16 \dots 18 \text{ mm}$ ).

### Lead spacing 2.5 mm ( $\varnothing d = 5 \dots 6.3 \text{ mm}$ )

Last 3 digits of ordering code: 007



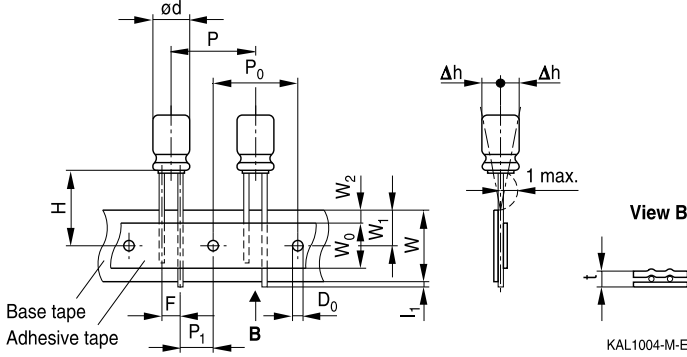
### Dimensions in mm

$\varnothing d$	F	H	W	$W_0$	$W_1$	$W_2$	$H_0$	P	$P_0$	$P_1$	$l_1$	t	$\Delta h$	$D_0$
5	2.5	18.5	18.0	5.5	9.0	1.5	16.0	12.7	12.7	5.1	1.0	0.7	1.0	4.0
6.3														
Tolerance	+0.8 -0.2	$\pm 0.75$	$\pm 0.5$	min.	$\pm 0.5$	max.	$\pm 0.5$	$\pm 1.0$	$\pm 0.2$	$\pm 0.5$	max.	$\pm 0.2$	max.	$\pm 0.2$



**Lead spacing 3.5 mm (∅ d = 8 mm)**

Last 3 digits of ordering code: 006



**Dimensions in mm**

$\varnothing d$	F	H	W	$W_0$	$W_1$	$W_2$	P	$P_0$	$P_1$	$l_1$	t	$\Delta h$	$D_0$
8	3.5	18.5	18.0	12.5	9.0	1.5	12.7	12.7	4.6	1.0	0.7	1.0	4.0
Tolerance	+0.8 -0.2	1.0	±0.5	min.	±0.5	max.	±1.0	±0.2	±0.5	max.	±0.2	max.	±0.2

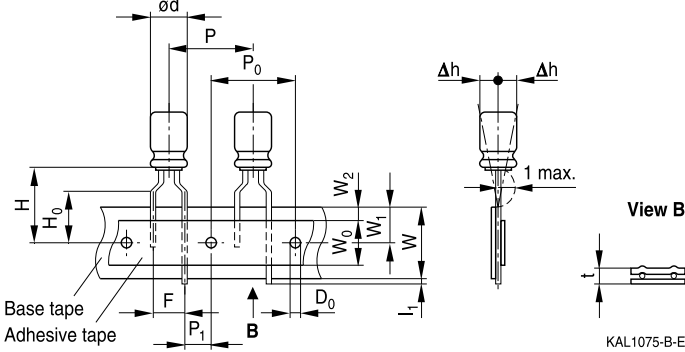


B43890

查询"B43890A4106M000"供应商  
Extra long useful life 105 °C

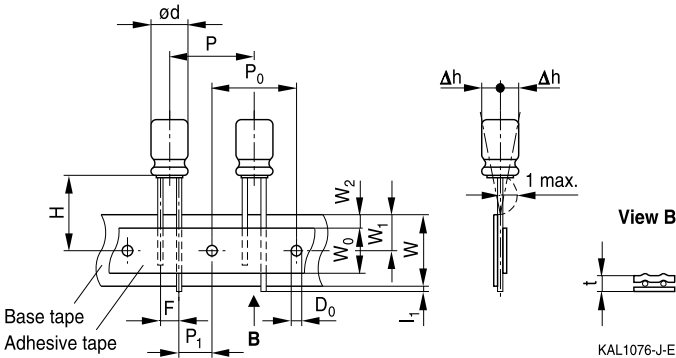
### Lead spacing 5.0 mm ( $\varnothing d = 5 \dots 8$ mm)

Last 3 digits of ordering code: 008



### Lead spacing 5.0 mm ( $\varnothing d = 10 \dots 12.5$ mm)

Last 3 digits of ordering code: 008

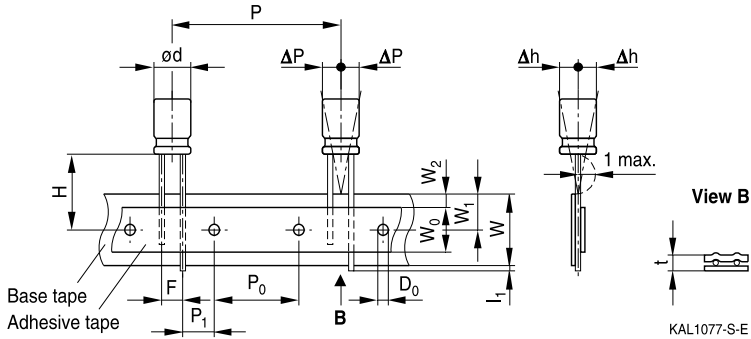


### Dimensions in mm

$\varnothing d$	F	H	W	$W_0$	$W_1$	$W_2$	$H_0$	P	$P_0$	$P_1$	$l_1$	t	$\Delta h$	$D_0$
5	5.0	18.5	18.0	5.5	9.0	1.5	16.0	12.7	12.7	3.85	1.0	0.7	1.0	4.0
6.3		20.0	18.0	12.5	9.0	1.5	16.0	12.7	12.7	3.85	1.0	0.7	1.0	4.0
10	5.0	19.0					—	12.7	12.7	3.85				
12.5	19.0	—					15.0	15.0	5.0					
Tolerance	+0.8 -02	$\pm 0.75$	$\pm 0.5$	min.	$\pm 0.5$	max.	$\pm 0.5$	$\pm 1.0$	$\pm 0.2$	$\pm 0.5$	max.	$\pm 0.2$	max.	$\pm 0.2$


**Lead spacing 7.5 mm (∅ d = 16 ...18 mm)**

Last 3 digits of ordering code: 009


**Dimensions in mm**

∅ d	F	H	W	W <sub>0</sub>	W <sub>1</sub>	W <sub>2</sub>	P	P <sub>0</sub>	P <sub>1</sub>	I <sub>1</sub>	t	ΔP	Δh	D <sub>0</sub>
16	7.5	18.5	18.0	12.5	9.0	1.5	30.0	15.0	3.75	1.0	0.7	0	0	4.0
18 *)														
Tolerance	±0.8	-0.5 +0.75	±0.5	min.	±0.5	max.	±1.0	±0.2	±0.5	max.	±0.2	±1.0	±1.0	±0.2

\*) Available only for case dimensions 18 × 20, 18 × 25 and 18 × 31.5 mm

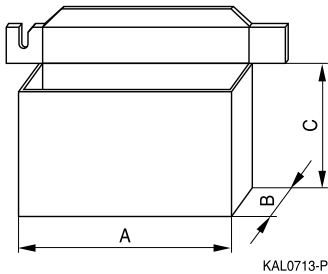


B43890

查询"B43890A4106M000"供应商  
Extra long useful life - 105 °C

## Packing units and box dimensions

### Ammo pack



Case size d × l mm	Dimensions (mm)			Packing units pcs.
	A <sub>max</sub>	B <sub>max</sub>	C <sub>max</sub>	
5 × 11	345	55	240	2000
6.3 × 11	345	55	290	2000
8 × 11.5	345	55	240	1000
10 × 12.5	345	55	280	750
10 × 16	345	60	200	500
10 × 20	345	60	200	500
12.5 × 20	345	65	280	500
12.5 × 25	345	65	280	500
12.5 × 25	345	65	280	500
12.5 × 30	345	65	275	500
16 × 20	315	65	275	300
16 × 25	315	65	275	300
16 × 31.5	315	65	275	300
18 × 20	315	65	275	250
18 × 25	315	65	275	250
18 × 31.5	315	65	275	250



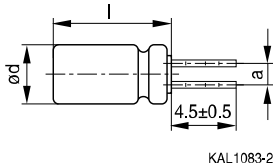
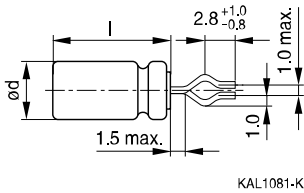
**Kinked or cut leads**

Single-ended capacitors are available with kinked or cut leads. Other lead configurations also available upon request.

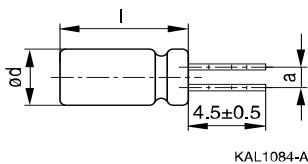
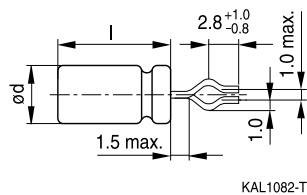
**Kinked leads**

Last 3 digits of ordering code: 001

**With stand-off rubber seal**



**With flat rubber seal**



Case size d × l (mm)	Dimensions (mm) a ±0.5
10 × 20	5.0
12.5 × 20	5.0
12.5 × 25	5.0
12.5 × 30	5.0
12.5 × 35	5.0
12.5 × 40	5.0
16 × 20	7.5
16 × 25	7.5
16 × 31.5	7.5
18 × 20	7.5
18 × 25	7.5
18 × 31.5	7.5
18 × 35	7.5
18 × 40	7.5
20 × 20	10.0
20 × 25	10.0
20 × 40	10.0
22 × 30	10.0
22 × 35	10.0
22 × 40	10.0



B43890

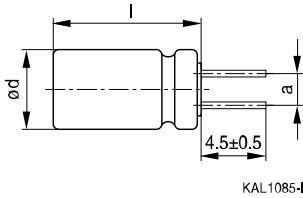
查询"B43890A4106M000"供应商

Extra long useful life 105 °C

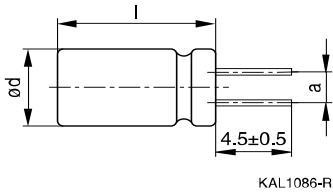
### Cut leads

Last 3 digits of ordering code: 002

#### With stand-off rubber seal



#### With flat rubber seal



Case size $d \times l$ (mm)	Dimensions (mm) $a \pm 0.5$
10 × 12.5	5.0
10 × 16	5.0
10 × 20	5.0
12.5 × 20	5.0
12.5 × 25	5.0
12.5 × 30	5.0
12.5 × 35	5.0
12.5 × 40	5.0
16 × 20	7.5
16 × 25	7.5
16 × 31.5	7.5
18 × 20	7.5
18 × 25	7.5
18 × 31.5	7.5
18 × 35	7.5
18 × 40	7.5
20 × 20	10.0
20 × 25	10.0
20 × 40	10.0

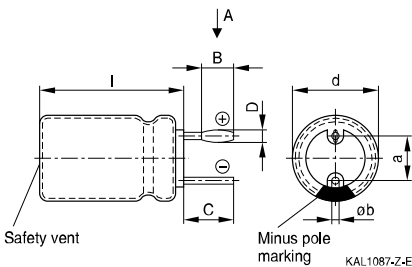
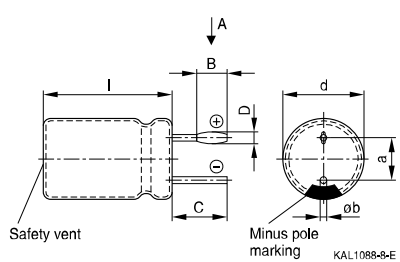
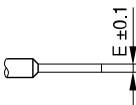

**PAPR leads (Protection Against Polarity Reversal)**

These lead configurations ensure correct placement of the capacitor on the PCB with regard to polarity. PAPR leads are available for diameters from 10 mm up to 20 mm.

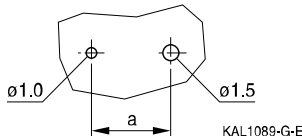
There are three configurations available: Crimped leads, J leads, bent 90° leads

**Crimped leads**

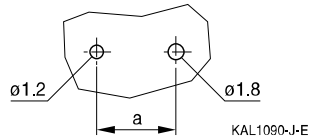
Last 3 digits of ordering code: 003

**With stand-off rubber seal**

**With flat rubber seal**

**Suggestion for PCB hole diameter**
**View A**


Suggestion for PCB hole diameter,  
wire  $\varnothing 0.8$  mm



Suggestion for PCB hole diameter,  
wire  $\varnothing 1.0$  mm



Case size d × l (mm)	Dimensions (mm)					
	B ±0.2	C ±0.5	D ±0.1	E ±0.1	a ±0.5	∅b
16 × 20	1.5	3.0	1.3	0.3	7.5	0.8 ±0.05
16 × 25	1.5	3.0	1.3	0.3	7.5	0.8 ±0.05
16 × 31.5	1.5	3.0	1.3	0.3	7.5	0.8 ±0.05
18 × 20	1.5	3.0	1.3	0.3	7.5	0.8 ±0.1
18 × 25	1.5	3.0	1.3	0.3	7.5	0.8 ±0.1
18 × 31.5	1.5	3.0	1.3	0.3	7.5	0.8 ±0.1
18 × 35	1.5	3.0	1.3	0.3	7.5	0.8 ±0.1
18 × 40	1.5	3.0	1.3	0.3	7.5	0.8 ±0.1
20 × 20	1.5	3.0	1.6	0.3	10.0	1.0 ±0.1
20 × 25	1.5	3.0	1.6	0.3	10.0	1.0 ±0.1
20 × 40	1.5	3.0	1.6	0.3	10.0	1.0 ±0.1

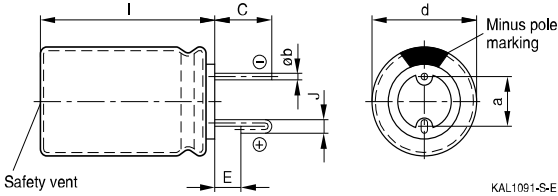


B43890

查询"B43890A4106M000"供应商  
Extra long useful life 105 °C

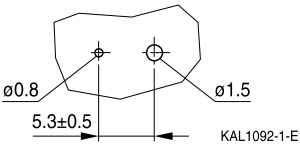
### J leads

Last 3 digits of ordering code: 004

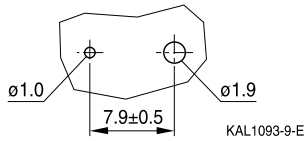


### Suggestion for PCB hole diameter

Suggestion for PCB hole diameter,  
wire  $\varnothing 0.6$  mm



Suggestion for PCB hole diameter,  
wire  $\varnothing 0.8$  mm

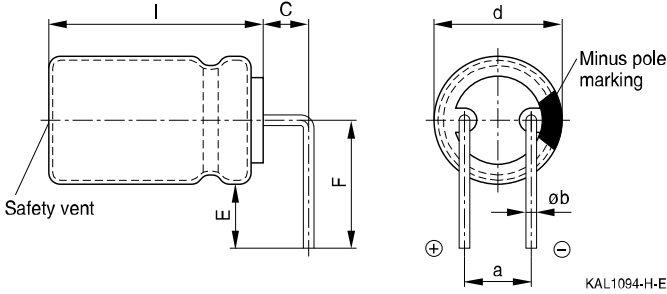


Case size $d \times l$ (mm)	Dimensions (mm)				
	$C \pm 0.5$	$E \pm 0.5$	$J \pm 0.2$	$a \pm 0.5$	$\varnothing b$
10 × 12.5	3.2	0.7	1.2	5.0	0.6 ±0.05
10 × 16	3.2	0.7	1.2	5.0	0.6 ±0.05
10 × 20	3.2	0.7	1.2	5.0	0.6 ±0.05
12.5 × 20	3.2	0.7	1.2	5.0	0.6 ±0.05
12.5 × 25	3.2	0.7	1.2	5.0	0.6 ±0.05
16 × 20	3.5	0.7	1.6	7.5	0.8 ±0.05
16 × 25	3.5	0.7	1.6	7.5	0.8 ±0.05
16 × 31.5	3.5	0.7	1.6	7.5	0.8 ±0.05
18 × 20	3.5	0.7	1.6	7.5	0.8 ±0.1
18 × 25	3.5	0.7	1.6	7.5	0.8 ±0.1
18 × 31.5	3.5	0.7	1.6	7.5	0.8 ±0.1
18 × 35	3.5	0.7	1.6	7.5	0.8 ±0.1



**Bent 90° leads for horizontal mounting pinning**

Last 3 digits of ordering code: 012



KAL1094-H-E

Case size $d \times l$ (mm)	Dimensions (mm)				
	$C \pm 0.5$	$E \pm 0.5$	$F \pm 0.5$	$a \pm 0.5$	$\varnothing b$
16 × 20	4.0	4.0	12.0	7.5	0.8 ± 0.05
16 × 25	4.0	4.0	12.0	7.5	0.8 ± 0.05
16 × 31.5	4.0	4.0	12.0	7.5	0.8 ± 0.05
18 × 20	4.0	4.0	13.0	7.5	0.8 ± 0.1
18 × 25	4.0	4.0	13.0	7.5	0.8 ± 0.1
18 × 31.5	4.0	4.0	13.0	7.5	0.8 ± 0.1
18 × 35	4.0	4.0	13.0	7.5	0.8 ± 0.1
18 × 40	4.0	4.0	13.0	7.5	0.8 ± 0.1

Bent leads for diameter 12.5 mm available upon request.



B43890

查询"B43890A4106M000"供应商  
Extra long useful life 105 °C

**Overview of packing units and code numbers for case sizes 5 × 11 ... 16 × 31.5**

Case size d × l  mm	Standard, bulk pcs.	Taped, Ammo pack pcs.		Kinked leads, bulk pcs.	Cut leads, bulk pcs.	PAPR			
						Crimped leads pcs.	J leads pcs.	Bent 90° leads, blister pcs.	
5 × 11	2000	2000		–	–	–	–		
6.3 × 11	2500	2000		–	–	–	–		
8 × 11.5	1000	1000		–	–	–	–		
10 × 12.5	1000	750		–	1000	–	675		
10 × 16	100	500		–	1000	–	675		
10 × 20	500	500		500	500	–	500		
12.5 × 20	350	500		350	350	–	300	1)	
12.5 × 25	250	500		500	500	–	225	1)	
12.5 × 30	200	500		175	175	–	180	1)	
12.5 × 35	175	-		175	175	–	150	1)	
12.5 × 40	175	-		175	175	–	150	1)	
16 × 20	250	300		200	200	200	200	120	
16 × 25	250	300		200	200	200	200	120	
16 × 31.5	200	300		250	250	344	344	120	
The last three digits of the complete ordering code state the lead configuration	<b>000</b>	Code	F (mm)	d (mm)	<b>001</b>	<b>002</b>	<b>003</b>	<b>004</b>	<b>012</b>
		<b>006</b>	3.5	8					
		<b>007</b>	2.5	5...6.3					
		<b>008</b>	5	5...12.5					
		<b>009</b>	7.5	16...18					

1) Available upon request


**Overview of packing units and code numbers for case sizes 18 × 20 ... 25 × 40**

Case size d × l	Standard, bulk	PAPR							
		Taped, Ammo pack	Kinked leads, bulk	Cut leads, bulk	Crimped leads	J leads	Bent 90° leads, blister		
mm	pcs.	pcs.	pcs.	pcs.	pcs.	pcs.	pcs.		
18 × 20	175	250	175	175	200	200	120		
18 × 25	150	250	150	150	200	200	120		
18 × 31.5	100	250	100	100	150	150	120		
18 × 35	100	–	100	100	150	150	150		
18 × 40	125	–	100	100	120	–	72		
20 × 20	125	–	125	125	200	–	–		
20 × 25	125	–	125	125	200	–	–		
20 × 30	100	–	100	100	120	–	–		
20 × 35	100	–	100	100	120	–	–		
20 × 40	100	–	100	100	120	–	–		
22 × 30	80	–	100	100	–	–	–		
22 × 35	80	–	100	100	–	–	–		
22 × 40	80	–	100	100	–	–	–		
25 × 40	40	–	100	–	–	–	–		
The last three digits of the complete ordering code state the lead configuration	<b>000</b>	Code	F (mm)	d (mm)	<b>001</b>	<b>002</b>	<b>003</b>	<b>004</b>	<b>012</b>
		<b>007</b>	2.5	4...6.3					
		<b>008</b>	5	6.3...12.5					
		<b>009</b>	7.5	16...18					



## Cautions and warnings

### Personal safety

The electrolytes used by EPCOS have not only been optimized with a view to the intended application, but also with regard to health and environmental compatibility. They do not contain any solvents that are detrimental to health, e.g. dimethyl formamide (DMF) or dimethyl acetamide (DMAC).

Furthermore, part of the high-voltage electrolytes used by EPCOS are self-extinguishing. They contain flame-retarding substances which will quickly extinguish any flame that may have been ignited.

As far as possible, EPCOS does not use any dangerous chemicals or compounds to produce operating electrolytes. However, in exceptional cases, such materials must be used in order to achieve specific physical and electrical properties because no safe substitute materials are currently known. However, the amount of dangerous materials used in our products has been limited to an absolute minimum. Nevertheless, the following rules should be observed when handling Al electrolytic capacitors:

- Any escaping electrolyte should not come into contact with eyes or skin.
- If electrolyte does come into contact with the skin, wash the affected parts immediately with running water. If the eyes are affected, rinse them for 10 minutes with plenty of water. If symptoms persist, seek medical treatment.
- Avoid breathing in electrolyte vapor or mists. Workplaces and other affected areas should be well ventilated. Clothing that has been contaminated by electrolyte must be changed and rinsed in water.



## Product safety

The table below summarize the safety instructions that must be observed without fail. A detailed description can be found in the relevant sections of chapter "General technical information".

Topic	Safety information	Reference Chapter "General technical information"
Polarity	Make sure that polar capacitors are connected with the right polarity.	1 "Basic construction of aluminum electrolytic capacitors"
Reverse voltage	Voltages polarity classes should be prevented by connecting a diode.	3.1.6 "Reverse voltage"
Upper category temperature	Do not exceed the upper category temperatur.	7.2 "Maximum permissible operating temperature"
Maintenance	Make periodic inspections of the capacitors. Before the inspection, make sure that the power supply is turned off and carefully discharge the electricity of the capacitors. Do not apply any mechanical stress to the capacitor terminals.	10 "Maintenance"
Mounting position of screw terminal capacitors	Do not mount the capacitor with the terminals (safety vent) upside down.	11.1. "Mounting positions of capacitors with screw terminals"
Mounting of single-ended capacitors	The internal structure of single-ended capacitors might be damaged if excessive force is applied to the lead wires. Avoid any compressive, tensile or flexural stress. Do not move the capacitor after soldering to PC board. Do not pick up the PC board by the soldered capacitor. Do not insert the capacitor on the PC board with a hole space different to the lead space specified.	11.4 "Mounting considerations for single-ended capacitors"
Robustness of terminals	The following maximum tightening torques must not be exceeded when connecting screw terminals: M5: 2 Nm M6: 2.5 Nm	11.3 "Mounting torques"
Soldering	Do not exceed the specified time or temperature limits during soldering.	11.5 "Soldering"



B43890

查询"B43890A4106M000"供应商

Extra long useful life - 105 °C

Topic	Safety information	Reference Chapter "General technical information"
Soldering, cleaning agents	Do not allow halogenated hydrocarbons to come into contact with aluminum electrolytic capacitors.	11.6 "Cleaning agents"
Passive flammability	Avoid external energy, such as fire or electricity.	8.1 "Passive flammability"
Active flammability	Avoid overload of the capacitors.	8.2 "Active flammability"
		Reference Chapter "Capacitors with screw terminals"
Breakdown strength of insulating sleeves	Do not damage the insulating sleeve, especially when ring clips are used for mounting.	"Screw terminals - accessories"

The following applies to all products named in this publication:

1. Some parts of this publication contain **statements about the suitability of our products for certain areas of application**. These statements are based on our knowledge of typical requirements that are often placed on our products in the areas of application concerned. We nevertheless expressly point out **that such statements cannot be regarded as binding statements about the suitability of our products for a particular customer application**. As a rule, EPCOS is either unfamiliar with individual customer applications or less familiar with them than the customers themselves. For these reasons, it is always ultimately incumbent on the customer to check and decide whether an EPCOS product with the properties described in the product specification is suitable for use in a particular customer application.
2. We also point out that **in individual cases, a malfunction of passive electronic components or failure before the end of their usual service life cannot be completely ruled out in the current state of the art, even if they are operated as specified**. In customer applications requiring a very high level of operational safety and especially in customer applications in which the malfunction or failure of a passive electronic component could endanger human life or health (e.g. in accident prevention or life-saving systems), it must therefore be ensured by means of suitable design of the customer application or other action taken by the customer (e.g. installation of protective circuitry or redundancy) that no injury or damage is sustained by third parties in the event of malfunction or failure of a passive electronic component.
3. **The warnings, cautions and product-specific notes must be observed**.
4. In order to satisfy certain technical requirements, **some of the products described in this publication may contain substances subject to restrictions in certain jurisdictions (e.g. because they are classed as "hazardous")**. Useful information on this will be found in our Material Data Sheets on the Internet ([www.epcos.com/material](http://www.epcos.com/material)). Should you have any more detailed questions, please contact our sales offices.
5. We constantly strive to improve our products. Consequently, **the products described in this publication may change from time to time**. The same is true of the corresponding product specifications. Please check therefore to what extent product descriptions and specifications contained in this publication are still applicable before or when you place an order. We also **reserve the right to discontinue production and delivery of products**. Consequently, we cannot guarantee that all products named in this publication will always be available.
6. Unless otherwise agreed in individual contracts, **all orders are subject to the current version of the "General Terms of Delivery for Products and Services in the Electrical Industry" published by the German Electrical and Electronics Industry Association (ZVEI)**.
7. The trade names EPCOS, EPCOS-JONES, BAOKE, Alu-X, CeraDiode, CSSP, MLSC, PhaseCap, PhaseMod, SIFERRIT, SIFI, SIKOREL, SilverCap, SIMID, SIOV, SIP5D, SIP5K, UltraCap, WindCap are **trademarks registered or pending** in Europe and in other countries. Further information will be found on the Internet at [www.epcos.com/trademarks](http://www.epcos.com/trademarks).