


# CT05 Series Molded Switch

查询"CT05-2550-J1"供应商



## CT05 Series

The CT05 is a molded dry reed switch. It is single-pole, single throw (SPST) type, having normally open ruthenium contacts.

The sensor is a double-ended type and may be actuated with an electromagnet, a permanent magnet or a combination of both.

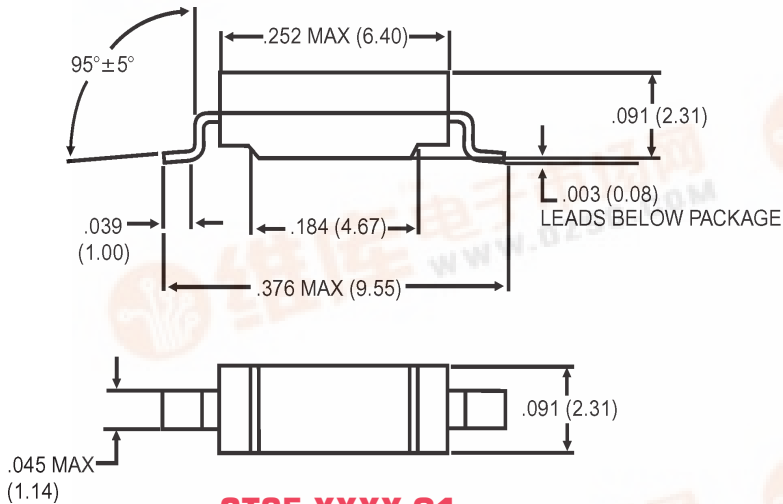
The device is designed for SMD mounting and is available in Gull Wing or J-lead configurations.

## CT05 Series Features

- ◆ Ideal for SMD pick and place
- ◆ Tape and reel packaging
- ◆ 5W rating
- ◆ Rugged encapsulation
- ◆ Excellent lifetime and reliability

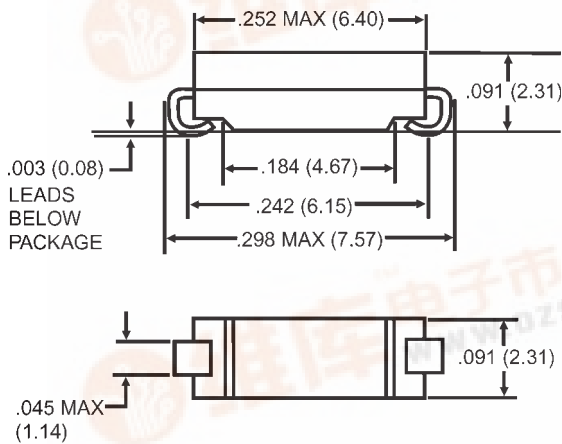
## Applications:

- ◆ Proximity Sensor
- ◆ Medical Applications
- ◆ Hearing Aids
- ◆ Pulse Counter



**CT05-XXXX-G1**

Dimensions in Inches (Millimeters)



**CT05-XXXX-J1**

## Test Coil

The Magnetic sensitivity of the CT05 sensors is defined in a special test coil. Consult factory for details.

## ORDERING INFORMATION

A complete part number is represented by the digits to the right of the CT05 series prefix followed by a suffix as shown below.

**Example:** CT05-2550-G1 is

- a CT05 sensor (5mm encapsulated switch)
- with a sensitivity range from 25 to 50AT
- lead ends are formed according the the G1 version
- \* CT05XXXX (0001-1999) without a suffix is a customer special.

## CT05-XXXX-YY

**Lead Configuration Subset:**

**G1** for Gull Wing version

**J1** for J-Lead version

**AT Range**  
(after mold & lead form)

**Series**

# CT05 Series Molded Switch

[查询"CT05-2550-J1"供应商](#)

Model Number		CT05-XXXX-G1	CT05-XXXX-J1
Parameters	Units		
<b>OPERATING CHARACTERISTICS</b>			
Operate Range	AT	25-50	25-50
Release Range	AT	5-45	5-45
<b>ELECTRICAL CHARACTERISTICS</b>			
Switched Power (max)	W	5	5
Switched Voltage DC (max)	V	140	140
Switched Voltage AC, RMS value (max)	V	100	100
Switched Current DC (max)	mA	350	350
Switched Current AC, RMS value (max)	mA	250	250
Carry Current DC (max)	A	0.5	0.5
Breakdown Voltage (min)	V	230	230
Contact Resistance (initial max)	m $\Omega$	160	160
Contact Resistance (initial typ.)	m $\Omega$	140	140
Insulation Resistance (min)	M $\Omega$	10 <sup>6</sup>	10 <sup>6</sup>
<b>ENVIRONMENTAL RATINGS</b>			
Storage Temperature	°C	-40 to +125	-40 to +125
Operating Temperature	°C	-40 to +125	-40 to +125
Soldering Temperature <sup>1</sup>	°C	226	226
Vibration	G	10	10
Shock	G	100	100

**Note:** Specifications are based on standard switch. Contact factory for other possibilities.

## Notes:

<sup>1</sup>Surface mount component processing temperature: 438°F(226°C) max for 1 minute dwell time. Temperature measured on leads where lead exits molded package.)