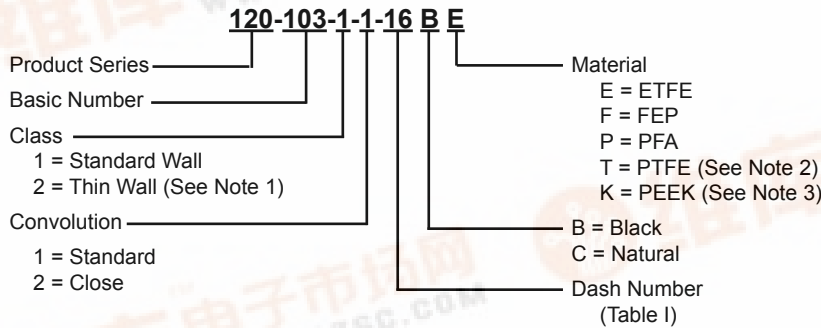


120-103

Series 74 Helical Convoluted Tubing (MIL-T-81914) Natural or Black PFA, FEP, PTFE, Tefzel® (ETFE) or PEEK Type B - With External Black Dacron® Braid



Conduit and
Conduit
Systems



TYPE B EXTERNAL BLACK DACRON® BRAID

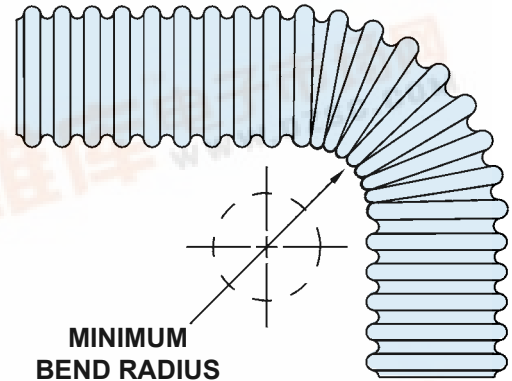
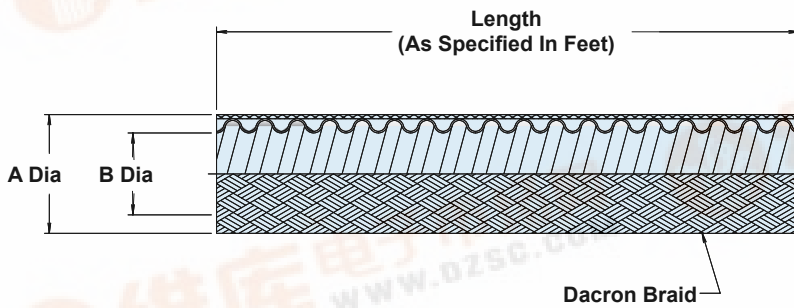


TABLE I: TUBING SIZE

| Dash No. | Fractional Size Ref | A Inside Dia Min | B Dia Max | Minimum Bend Radius |
|----------|---------------------|------------------|--------------|---------------------|
| 06 | 3/16 | .181 (4.6) | .430 (10.9) | .500 (12.7) |
| 09 | 9/32 | .273 (6.9) | .474 (12.0) | .750 (19.1) |
| 10 | 5/16 | .306 (7.8) | .510 (13.0) | .750 (19.1) |
| 12 | 3/8 | .359 (9.1) | .571 (14.6) | .880 (22.4) |
| 14 | 7/16 | .427 (10.8) | .631 (16.0) | 1.000 (25.4) |
| 16 | 1/2 | .480 (12.2) | .710 (18.0) | 1.250 (31.8) |
| 20 | 5/8 | .603 (15.3) | .830 (21.1) | 1.500 (38.1) |
| 24 | 3/4 | .725 (18.4) | .990 (24.9) | 1.750 (44.5) |
| 28 | 7/8 | .860 (21.8) | 1.133 (28.8) | 1.880 (47.8) |
| 32 | 1 | .970 (24.6) | 1.286 (32.7) | 2.250 (57.2) |
| 40 | 1-1/4 | 1.205 (30.6) | 1.599 (40.6) | 2.750 (69.9) |
| 48 | 1-1/2 | 1.437 (36.5) | 1.892 (48.1) | 3.250 (82.6) |
| 56 | 1-3/4 | 1.688 (42.9) | 2.192 (55.7) | 3.630 (92.2) |
| 64 | 2 | 1.937 (49.2) | 2.442 (62.0) | 4.250 (108.0) |

APPLICATION NOTES

1. Consult factory for thin-wall, close convolution combination.
2. Consult factory for PTFE maximum lengths.
3. Consult factory for PEEK min/max dimensions.
4. Metric dimensions (mm) are in parentheses.

