

[查询"DC11.0001.303"供应商](#)

Actual information about approvals can be found on
<http://www.schurter.com/approvals>



C14



70° C

Description

- Panel mount:
Screw-on version from front or rear side, snap-in version from front side
- 2 Functions:
Connector Protection class I, Line switch 1- or 2-pole
- Quick connect terminals 4.8 x 0.8 mm
- Alternative: version with line filter [DC12](#)
- Substitute for type [KEB1](#); [KEB2](#)

Characteristics

- Ultra-compact design
- All single elements are already wired
Unwired versions available on request
- Line switch non-illuminated or illuminated
- Ideal for application with high transient loads
- Qualified for use in equipment according IEC/EN 60950

Other versions on request:

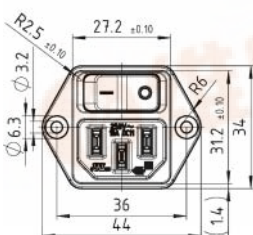
- snap-in, panel thickness 1 and 3 mm
- unwired versions
- solder terminals
- line switch with other rocker marking
- line switch 1-pole
- for protection class II

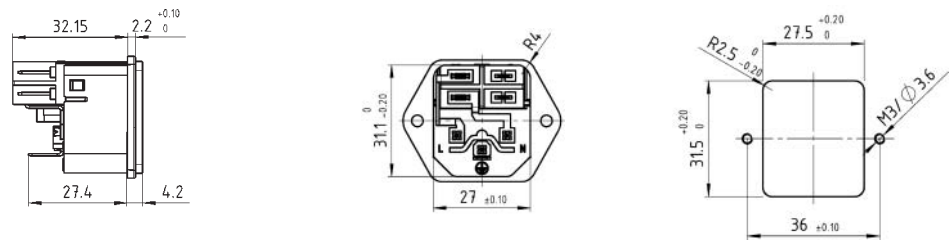
Technical data

Ratings IEC	10 A / 250 VAC; 50 Hz
Ratings UL/CSA	12 A / 250 VAC; 50/60 Hz
Dielectric strength	> 2.5 kVAC between L-N > 3 kVAC between L/N-PE (1 min/50 Hz)
Allowable operation temp.	-25 °C to 70 °C
Degree of protection	from front side IP40 acc. to IEC 60529
Protection class	Suitable for appliances with protection class I acc. to IEC 61140
Terminals	Quick connect terminals 4.8 x 0.8 mm
Panel thickness s	Screw-on: max 6 mm Mounting screw torque max 0.5 Nm Snap-in: 1/1.5/2/2.5/3 mm
Materials: Housing	Thermoplastic, black, UL 94V-2

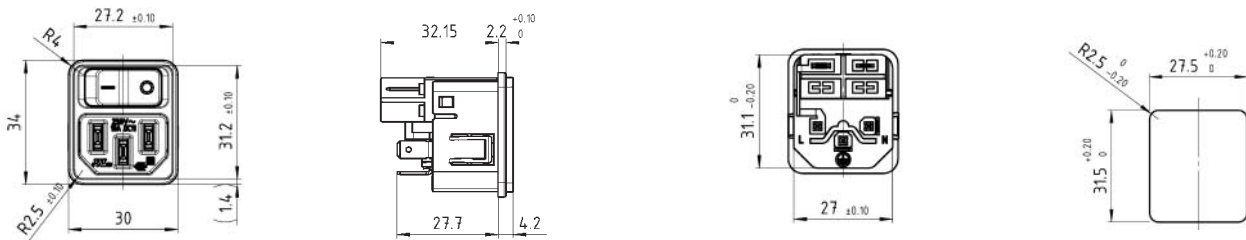
Appliance-inlet /-outlet	C14 acc. to IEC/EN 60320-1, UL 498, CSA C22.2 no. 42 (for cold condition) pin-temperature 70 °C, 10 A, Protection class I
Line switch	Rocker switch 1- or 2-pole, non-illuminated or illuminated red or green, acc. to IEC 61058-1 Technical details GENERAL PRODUCT INFORMATION

Dimensions mounting



[查询"DC11.0001.303"供应商](#)


Snap-in mounting

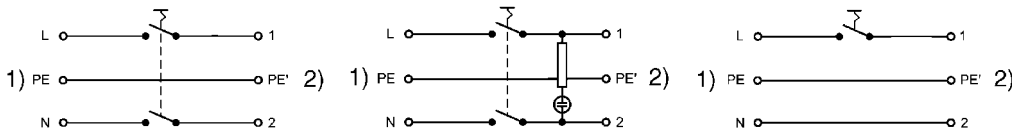


Diagrams

Line switch non-illuminated 2-pole

Line switch illuminated 2-pole

Line switch non-illuminated 1-pole

1) Line
2) Load1) Line
2) Load1) Line
2) Load

Variants

with internal connections

Order Number	Panel mounting	Panel thickness s [mm]	Line switch	Illumination	Color
DC11.0021.201	Snap-in	1.5	2-pole	●	red
DC11.0021.301	Snap-in	2	2-pole	●	red
DC11.0021.401	Snap-in	2.5	2-pole	●	red
DC11.0031.201	Snap-in	1.5	2-pole	●	green
DC11.0031.301	Snap-in	2	2-pole	●	green
DC11.0031.401	Snap-in	2.5	2-pole	●	green
DC11.0001.203	Snap-in	1.5	1-pole		
DC11.0001.303	Snap-in	2	1-pole		
DC11.0001.403	Snap-in	2.5	1-pole		
DC11.0001.201	Snap-in	1.5	2-pole		
DC11.0001.301	Snap-in	2	2-pole		
DC11.0001.401	Snap-in	2.5	2-pole		
DC11.0021.001	Screw-on		2-pole	●	red
DC11.0031.001	Screw-on		2-pole	●	green
DC11.0001.003	Screw-on		1-pole		
DC11.0001.001	Screw-on		2-pole		

Packaging unit

50 Pcs

Accessories

ACCESSORIES