




**1.00mm (.039") Pitch
Fully Buffered DIMM Socket
240 Circuit
With Color Options**

**48206
Vertical, Through Hole**



FEATURES AND SPECIFICATIONS

[查询"48206-0101"供应商](#)

Molex offers the Fully Buffered DIMM with color options for server applications.

The development of Fully Buffered DIMM (FB DIMM) came from the need for larger and faster memory capacity where memory coordination and accuracy at high speeds are critical which DDR2 is not capable of supporting.

The FB DIMM is a variant of the DDR2. It combines the high-speed internal architecture of DDR2 with a bi-directional point-to-point serial memory interface which links each FB DIMM module together in a chain. The difference is here in which the DDR2 uses a single memory bus.

Molex is an active member of the JEDEC work group that defines industry standards for memory. This allows Molex to ensure that all our memory sockets are 100% industry compatible.

Features	Benefits
<ul style="list-style-type: none"> • High-temperature thermoplastic housing 	<ul style="list-style-type: none"> • Lead-free process compatible
<ul style="list-style-type: none"> • Accepts JEDEC defined module MO-256 	<ul style="list-style-type: none"> • Ensures 100% industry compatibility
<ul style="list-style-type: none"> • Complies with JEDEC SO-003 socket specifications 	<ul style="list-style-type: none"> • Ensures easy module insertion and removal with minimal micro motion
<ul style="list-style-type: none"> • Dual ejector latches 	<ul style="list-style-type: none"> • Ensures correct insertion of FB memory module
<ul style="list-style-type: none"> • Built in end key design 	<ul style="list-style-type: none"> • Aids in keeping the module vertical
<ul style="list-style-type: none"> • Latch tower support 	<ul style="list-style-type: none"> • Provides proper socket to PCB alignment and retention, during and after soldering
<ul style="list-style-type: none"> • Beveled metal pins (forklocks) 	

SPECIFICATIONS

Reference Information

Packaging: Tray

UL File No.: TBD

CSA File No.: TBD

Mates With: JEDEC MO-256 memory modules

Complies with: JEDEC SO-003 Socket Outline

Designed In: Millimeters

Electrical

Voltage: 30V

Current: 0.5A

Contact Resistance: 20 milliohms max

Dielectric Withstanding Voltage: 500V AC

Insulation Resistance: 1000 Megohms min

Mechanical

Contact retention to housing: 3N min (Contact)
13N min (Forklock)

Insertion Force to PCB: 0.56N (0.13lb)

Mating Force: 0.81N (0.18lb)

Unmating Force: 0.02N (0.01lb)

Latch Actuation Force: 45N max per latch

Durability: 10 Cycles

Physical

Housing: See order table

Flammability rating: UL 94V-0

Contact: Copper (Cu) Alloy

PCB thickness: 1.60mm (.062")

Plating:

Contact Area — See order table

Solder Tail Area — Tin (Sn), Lead-free

Underplating — Nickel

Operating Temperature: +260°C max.



MARKETS AND APPLICATIONS

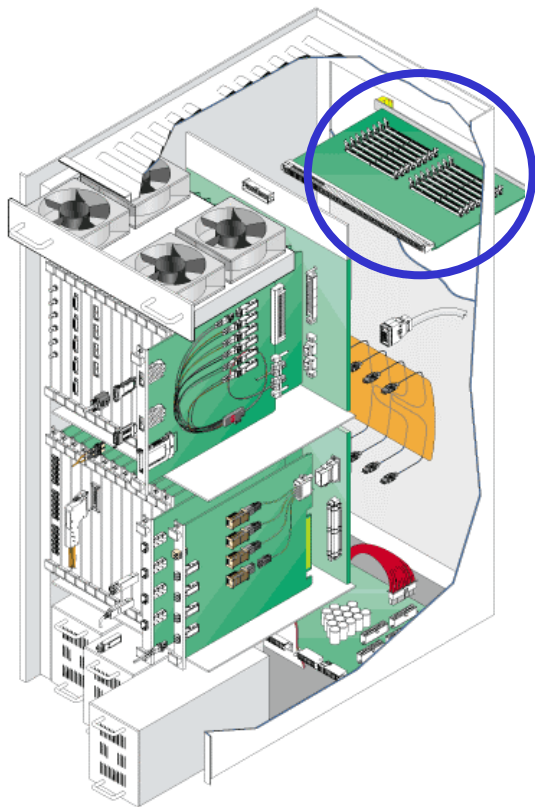
[查询"48206-0101"供应商](#)



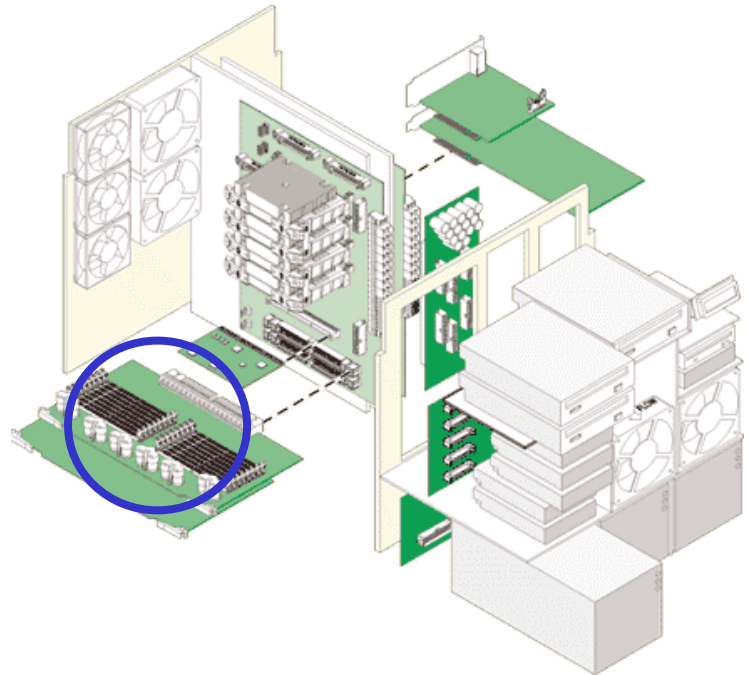
**1.00mm (.039") Pitch
Fully Buffered DIMM Socket
240 Circuit
With Color Options**

- **Computing**
 - High-end workstations
- **Servers**
 - Blade servers
 - Rack-optimized servers
 - Mainframe
- **Telecommunications**
 - Routers
 - Switches

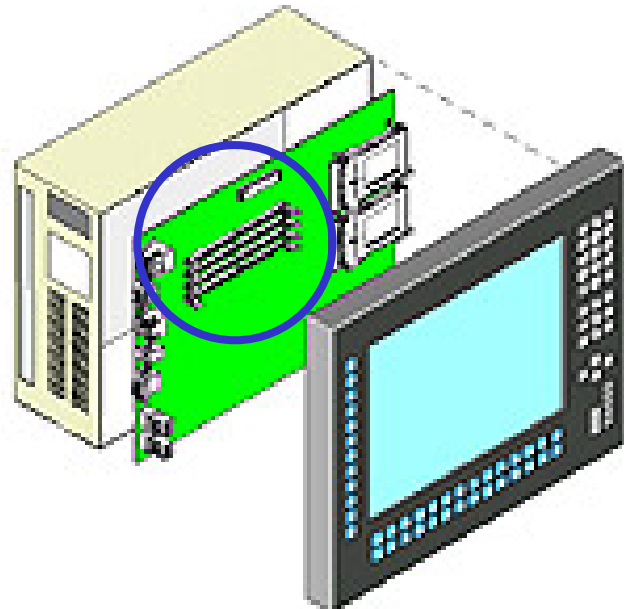
**48206
Vertical, Through Hole**



Telecommunications Router



Server



High-end Workstation

ORDERING INFORMATION

[查询"48206-0101"供应商](#)



**1.00mm (.039") Pitch
Fully Buffered DIMM Socket
240 Circuit
With Color Options**

48206

Vertical, Through Hole

Description	Lead-Free Ordering	Features				
		Plating	Solder Tail Length	Latch Color	Housing	Recommended PCB Thickness
FB DIMM Socket, Vertical, with Beveled Metal Pins, 1.8V Center	48206-0001	0.38µm (15µ") Gold (Au)	2.67mm (.105")	White	Nylon 4/6, Black	1.60mm (.062")
	48206-0002	0.76µm (30µ") Gold (Au)				
	48206-0003	0.38µm (15µ") Gold (Au)	3.18mm (.125")			
	48206-0004	0.76µm (30µ") Gold (Au)				
	48206-0005	Gold (Au) Flash	2.67mm (.105")			
	48206-0006	Gold (Au) Flash	3.18mm (.125")			
	48206-0101	0.38µm (15µ") Gold (Au)	2.67mm (.105")	Black	Nylon 4/6, Black	1.60mm (.062")
	48206-0102	0.76µm (30µ") Gold (Au)	2.67mm (.105")			
	48206-0103	0.38µm (15µ") Gold (Au)	3.18mm (.125")			
	48206-0104	0.76µm (30µ") Gold (Au)	3.18mm (.125")			
	48206-0105	Gold (Au) Flash	2.67mm (.105")			
	48206-0106	Gold (Au) Flash	3.18mm (.125")			
	48206-9001	0.38µm (15µ") Gold (Au)	2.67mm (.105")	White	Nylon 6/6, Blue	1.60mm (.062")
	48206-9002	0.76µm (30µ") Gold (Au)	2.67mm (.105")			
	48206-9003	0.38µm (15µ") Gold (Au)	3.18mm (.125")			
	48206-9004	0.76µm (30µ") Gold (Au)	3.18mm (.125")			
	48206-9005	Gold (Au) Flash	2.67mm (.105")			



Bringing People & Technology Together, WorldwideSM

Americas Headquarters
2222 Wellington Ct.
Lisle, Illinois 60532 USA
1-800-78MOLEX
amerinfo@molex.com

Far East North Headquarters
Yamato, Kanagawa, Japan
81-462-65-2324
feninfo@molex.com

Far East South Headquarters
Jurong, Singapore
65-6-268-6868
fesinfo@molex.com

European Headquarters
Munich, Germany
49-89-413092-0
eurinfo@molex.com

Corporate Headquarters
2222 Wellington Ct.
Lisle, Illinois 60532 USA
630-969-4550

Visit our Web site at <http://www.molex.com>