



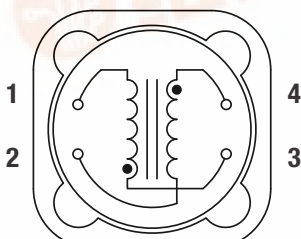
FEATURES

- RoHS compliant
- 1.0μH to 400μH¹
- Up to 9.5A IDC
- Bobbin format
- Dual winding
- Surface mount
- Integral EMI shield
- Compact size
- Tape and reel packaging
- J-STD-020-C reflow
- Backwards compatible with Sn/Pb soldering systems

PRODUCT OVERVIEW

The 4700 series is a range of dual wound inductors offering flexible options. Windings can be connected in series or parallel to create a wide range of inductance combinations. They can also be used as common mode chokes or 1:1 transformers with the secondary winding used as a feedback winding in switched mode power supplies.

PIN CONNECTIONS (TOP VIEW)

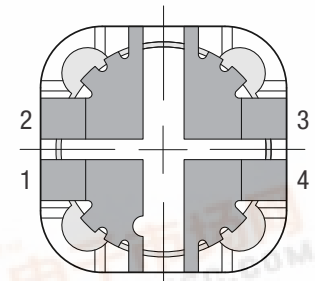
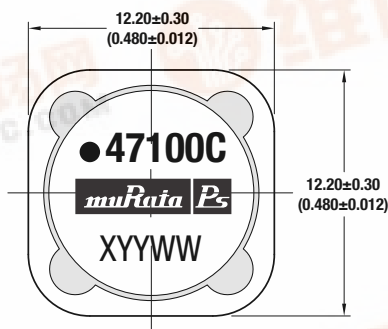


3 & 1 = Primary winding
4 & 2 = Secondary winding

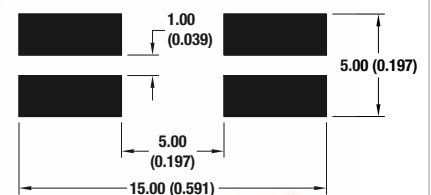
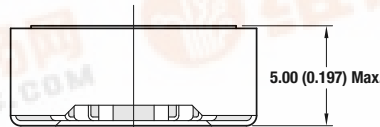
SELECTION GUIDE

Order Code	Inductance ¹ (10kHz, 100mVAC) 1&3, 2&4	Inductance Range (10kHz, 100mVAC) 1&3, 2&4	DC Current ² (parallel connection)	DC Resistance 1&3, 2&4
	Nom.	Min. - Max.	Max.	Max.
	μH	μH	A	mΩ
471R0C	1.0	0.83 - 1.39	9.50	8.9
472R2C	2.2	1.38 - 2.30	6.80	13.7
473R3C	3.3	2.87 - 4.79	5.50	23.3
474R7C	4.7	4.08 - 6.12	4.60	32.4
476R8C	6.8	5.24 - 7.86	3.90	44.8
47100C	10	8.00 - 12.0	3.20	70.2
47150C	15	11.3 - 17.0	2.60	106
47220C	22	17.4 - 26.1	2.10	165
47330C	33	27.6 - 41.4	1.80	207
47470C	47	36.7 - 55.1	1.47	298
47680C	68	54.9 - 82.3	1.22	456
47101C	100	81.4 - 122	1.01	686

MECHANICAL DIMENSIONS



Recommended Footprint Details



All dimensions in mm (inches). Package weight: 2.5g Typ.

ABSOLUTE MAXIMUM RATINGS

Isolation voltage (flash tested for 1 second), pins 3 & 4	500Vdc
Operating free air temperature range	-40°C to 85°C
Storage temperature range	-40°C to 125°C

SOLDERING INFORMATION³

Peak reflow temperature	245°C
Pin finish	Tin

Specifications typical at T_a = 25°C

- 1 When connecting windings in series, inductance will be 4 times the nominal figure shown.
- 2 If current is flowing in both windings, the maximum DC current occurs when either the inductance falls to 85% of its nominal value or when its temperature rise reaches 40°C, whichever is sooner.
- 3 For further information, please visit www.murata-ps.com/rohs

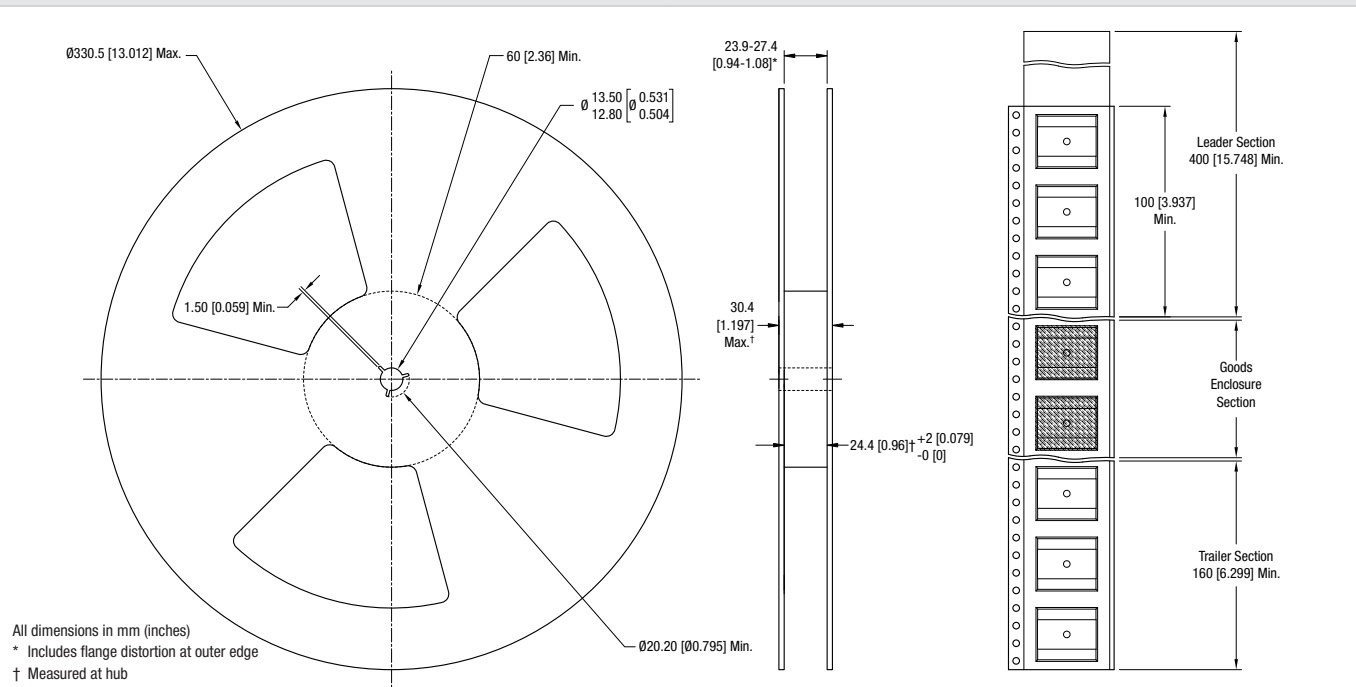


For full details go to www.murata-ps.com/rohs



TAPE & REEL SPECIFICATIONS

REEL OUTLINE DIMENSIONS



TAPE OUTLINE DIMENSIONS

