



FEATURES

- RoHS compliant
- Radial format
- Integral EMI shield
- Compact size
- Up to 4.7A I_{DC}
- 6.8μH to 22mH
- Low DC resistance
- UL 94V-0 materials
- Backward compatible with Sn/Pb soldering systems

DESCRIPTION

The 1200LRS Series of inductors is suitable for power line filtering in low to medium current applications such as switching power supply circuits. The integral ferrite shield makes these devices ideal for protecting circuits susceptible to EMI.

For higher current versions with the same footprint see our 1200RS Series.

SELECTION GUIDE

Order Code	Inductance (0.1V@10kHz)	DC Current ¹	DC Resistance
	±15% μH	Max. A	Max. mΩ
12LRS682C	6.8 ±20%	4.7	20
12LRS103C	10 ±20%	3.4	50
12LRS153C	15 ±20%	3.0	70
12LRS223C	22 ±20%	2.6	90
12LRS333C	33 ±20%	2.1	110
12LRS473C	47 ±20%	1.7	140
12LRS683C	68	1.6	160
12LRS104C	100	1.4	200
12LRS154C	150	1.0	350
12LRS224C	220	0.78	540
12LRS334C	330	0.63	860
12LRS474C	470	0.53	1230
12LRS684C	680	0.50	1650
12LRS105C	1000	0.40	2300
12LRS155C	1500	0.31	3400
12LRS225C	2200	0.28	4600
12LRS335C	3300	0.20	8700
12LRS475C	4700	0.18	10500
12LRS685C	6800	0.15	15000
12LRS106C	10000	0.12	24000
12LRS156C	15000	0.095	37000
12LRS226C	22000	0.073	70000

ABSOLUTE MAXIMUM RATINGS

Operating free air temperature range	-40°C to +85°C
Storage temperature range	-40°C to 125°C

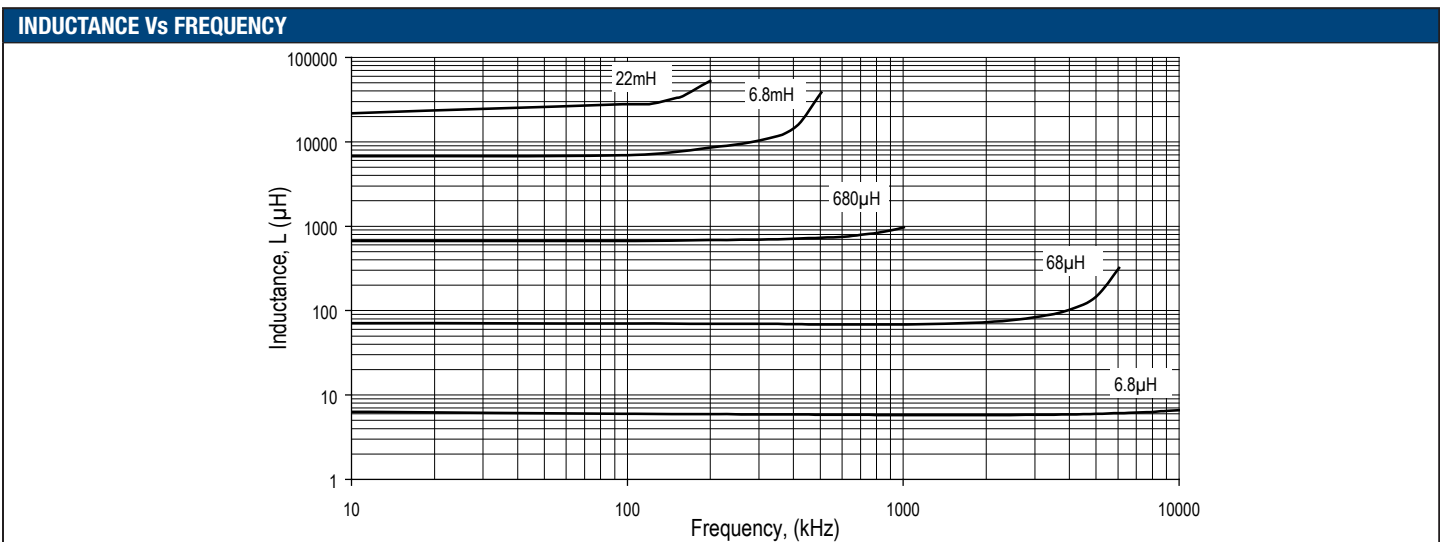
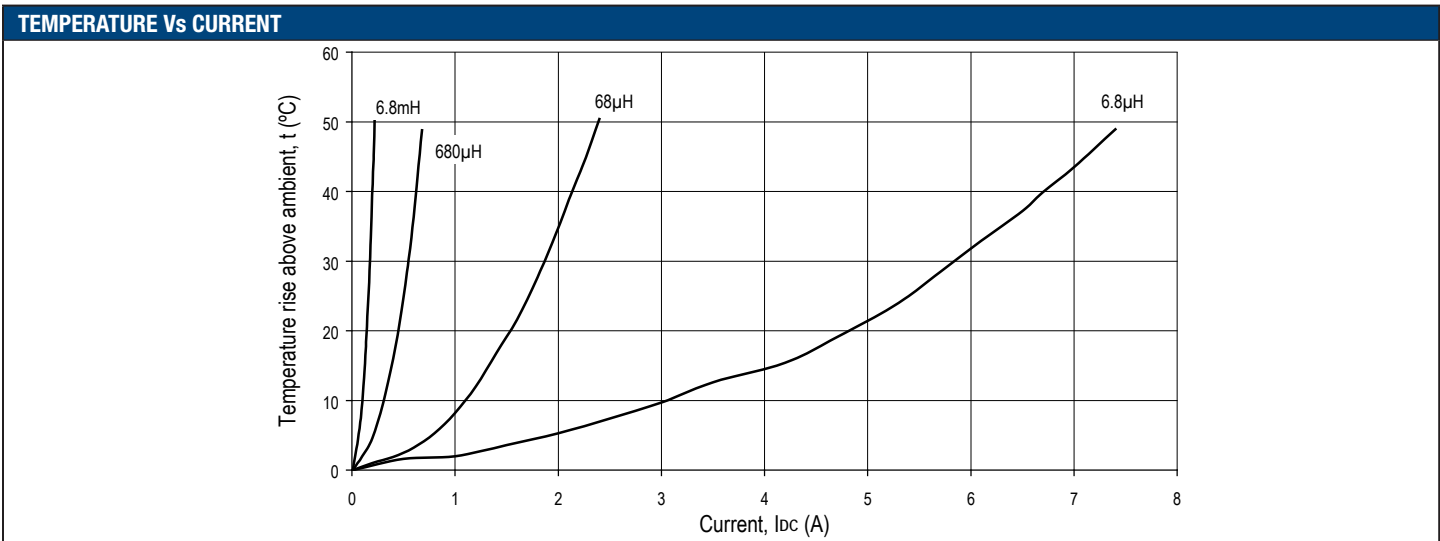
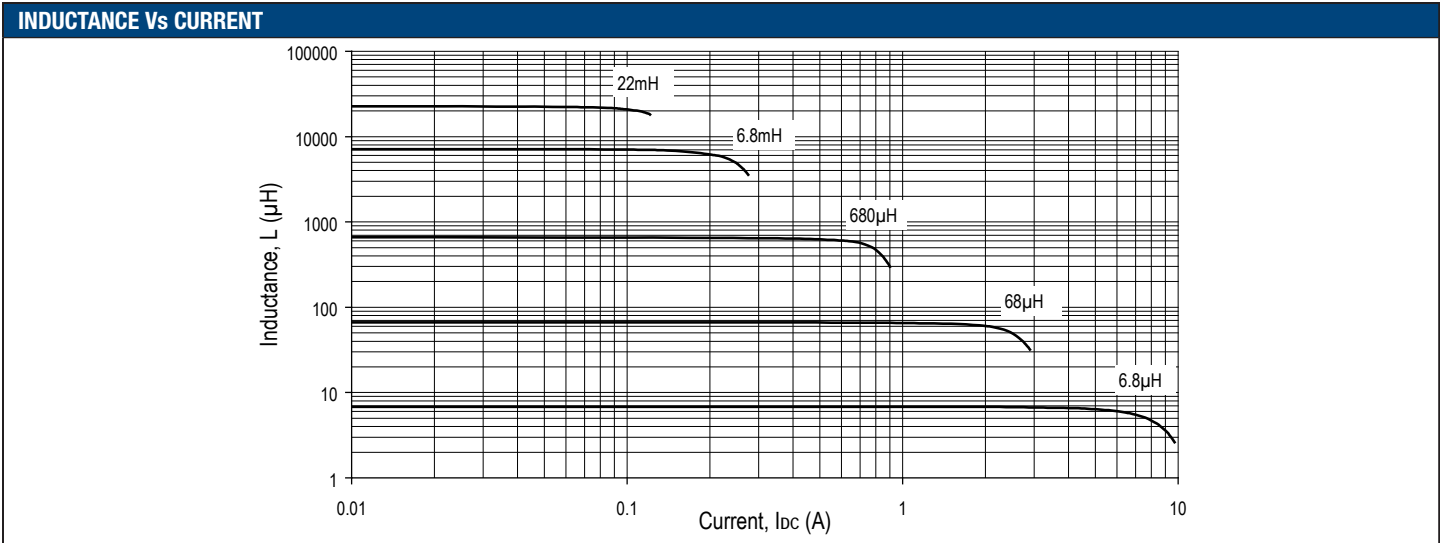
SOLDERING INFORMATION²

Peak wave solder temperature	260°C for 10 seconds
Pin finish	Matte tin

All specifications typical at T_a=25°C

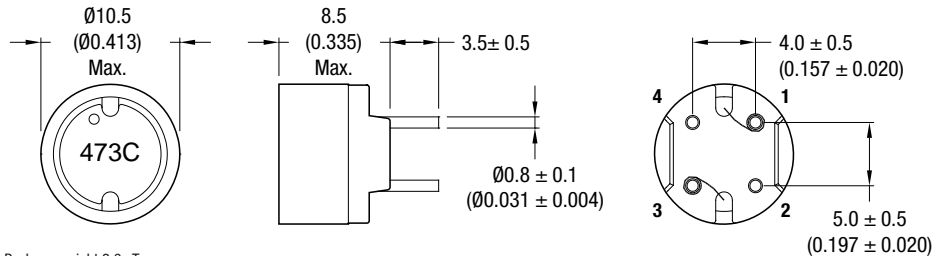
- 1 Maximum DC current occurs when either the inductance falls to 75% of its nominal value or when its temperature rise reaches 40°C, whichever is sooner.
- 2 For further information, please visit www.murata-ps.com/rohs





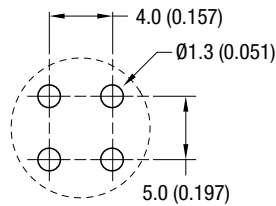
PACKAGE SPECIFICATIONS

MECHANICAL DIMENSIONS



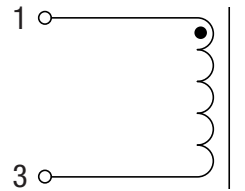
All dimensions in mm (inches). Package weight 2.6g Typ.

RECOMMENDED FOOTPRINT DETAILS



All dimensions in mm (inches)

SCHEMATIC



PACKAGING DETAILS

Supplied in cartons (250 pieces per carton)